



Mission Statement

To support and assist Texas Cooperative Extension by providing the community with information on horticultural practices consistent with Texas Cooperative Extension recommendations.



President's Notepad

I had the pleasure of representing you at Tarrant County Commissioners Court recently. It was nice having the opportunity to present the outstanding accomplishments of the organization in service to the residents of Tarrant County.

Other Master Gardeners present were **Edith Pewitt** on behalf of the Speakers Bureau and **Eleanor Tuck** on behalf of her two great awards at the State Master Gardener Conference, Master Gardener of the Year and recipient of the Sherry Lanza Award. I took the opportunity to highlight the Alice B. Carlson Learning Center and its' award. There are so many of you who have contributed so much that we can only view these awards as representative of our organization.

I still believe that the character of the organization is that we do "good stuff" and we have fun doing it. Let's all celebrate the many good things we do and never forget the good friends and great fun that enriches the experience. Be careful in the heat and I will see you at the August meeting.

Good gardening, **Warren**

Hospitality Notes by Joyce Quam

What a tasty and plentiful array of food at the July MG meeting! You folks know how to put on a good spread and I thank you. We had about 130 people there. For our August MG meeting we expect even more! 30 people signed up to bring food in August. I will e-mail/call you early that week to remind you. Thaaaaank you!

August Monthly TCMGA Program

After hearing **Rosa Finsley** at the July meeting, the retailers will probably have trouble selling anything but native plants to the MGs that attended. There is so much to learn and we were lucky to get **Rosa** for a speaker/teacher. I would love to follow her around for a week, if I could keep up with her!

Our morning speaker for August will be **James Lasswell** and/or **Forrest Mitchell** (James has a grandchild due around that time and he may need to be elsewhere). **James** is a Senior Research Associate and the Director of Field Research for the Entomology Dept. of the Texas Agricultural Research Station in Stephenville, TX. He and **Dr. Forrest Mitchell** have just completed a book entitled *A Dazzle of Dragonflies*, designed and written to get people more interested in dragon and damselflies and to show how easy and rewarding it is to interact with these beautiful creatures.

In the afternoon **Steve Chaney** will teach us how to create trellises using copper. Some of us saw this presentation in Wichita Falls and you don't want to miss this chance to learn this craft and add beauty to your garden.

- 9:30 Sign-in and coffee.
- 10:00 Dragonflies - **James Lasswell/ Dr. Forrest Mitchell**
- 11:00 Business meeting and social.
- 12:00 Copper Trellises - **Steve Chaney**

See you at the August meeting!

Ginger Bason

**Tarrant County Master Gardener Association
Meeting Minutes - July 7, 2005**

The meeting was called to order at 11:05 a.m. by Vice President **Ginger Bason**.

135 TCMGA members were in attendance.

The minutes of the June 2005 meeting were approved as published in the Sharecropper.

Treasurer **Rita Hottel** gave the Treasurer's Reports for April, May and June 2005. As the budget of \$200 for Membership Directories was overrun by \$83, the membership approved the additional cost.

An expenditure of up to \$200 for a tree to be placed in the Botanic Gardens in celebration of **Dotty Woodson's** contributions to the Tarrant County Master Gardeners and the completion of her doctorate was approved by the membership.

Vice President **Bason** announced the winning of State Master Gardener awards as follows:

1st Place - Best Project - Alice Carlson Learning Center

3rd Place - Website

State Master Gardener of the Year - **Eleanor Tuck**

The Sherry Lonza Award for Outstanding Service Throughout the State - **Eleanor Tuck**

A ribbon for Display/Poster - Alice Carlson Learning Center

It was noted that Tarrant County submitted entries for every category of award and won in five categories.

The following announcements were made:

Sign-up for Little Hands on the Farm has begun.

The members garden tour for August will be rescheduled for a later date.

Any changes to the directory should be provided to **Pat Lovejoy** as soon as possible.

The December meeting will be held on the 8th of December (the second Thursday). The Christmas Luncheon will be held at Rivercrest Country Club at a cost of \$15.00 each.

The Garden Conservancy Tour will be held on October 9th. Sign-up for volunteers will be held at the August and September meetings.

County Agent **Steve Chaney** requested volunteers to help with Henrietta Creek Orchard tours. He also provided a survey from A&M and requested members fill it out.

Submitted by **Judy Butler**, Secretary



EAT BAIT !!!

By Derald Freeman

What is the worst thing that you could encounter, the most dreaded event you can imagine? The one I dread the most is walking accidentally into a fire ant mound.

Fire ants are nearly a year around problem, from March through October. If the soil surface temperature is at least 70 degrees, they will be foraging and on the surface.

So, what can you do about the problem? I treated individual mounds for years only to see a new mound appear about six feet away within a few days. There are some truths about dealing with fire ants.

1. No matter how much pesticide or bait you use, you NEVER kill all of them.
2. One treatment a year is not enough.
3. Using "Kill all pesticides" is not the best solution.


Fire ants measure 1/8 to 3/8 of an inch in size. They are rusty brown in color with a black tail. Fire ants are different sizes in the nest. Normally fire ants live in raised mounds of soil without holes. In sandy areas, fire ants do not build mounds but nest in the ground. Fire ants build mounds in open sunny areas, frequently along curbs, sidewalks, and structures. When the mound is disturbed they rush out by the thousands and sting anything they can find as a threat.

The heaviest concentrations of fire ants are in Texas, Florida, and Louisiana, but these have spread into Alabama, Mississippi and as far west as Southern California. A single queen can produce thousands of offspring. Until every mound, everywhere is treated at the same time, they will continue to exist.

The big question is "How do we deal with them?" In early spring when I see the first mound, I say "Let's Dance!" and I do the Texas Two-step. I considered the possibility that my neighbors might not understand the public

display of frolicking in my front yard, so I limit my activity to walking around with a spreader. That they would understand.

STEP 1: I use a broadcast fire ant bait and spread it around the entire yard, lawn and landscaping as well. Everything gets a treatment. This needs to be done at the time of day and year when the soil temperature is between 70-90 degrees. That is when fire ants forage. These baits appear to be food to the ants and are taken into the colony. During the hot summer, select a cool time of the evening. Use only fresh bait. Once opened, baits should be used within a few weeks. A resealed airtight container might last a few months whereas an unopened container might stay fresh for up to 2 years. Test the effectiveness of the bait by putting a small amount down near an ant mound and watch to see if the ants remove the bait within 30 minutes.



Baits work more slowly than Insect Mound Treatment (IMT) chemicals. Most bait is applied at a rate of 1 to 1-1/2 pounds over an acre of land (roughly the size of a football field or a square 209 feet on each side). Always read the label. The bait application will take 2 to 6 weeks to provide colony control. The advantage is that the baits kill the queen and the mound cannot continue to reproduce. Since it is difficult to control the application in a spreader (set at the smallest dispersal rate), my approach is to fill the spreader with lawn fertilizer and mix in the appropriate amount of bait. The bait is dispensed with the fertilizer. I then broadcast the bait in the landscape areas separately. Broadcasting of baits is usually required only 1-3 times per year. Be patient. Baits work slowly. Spectracide® and Amdro® are reasonably safe for use around pets, kids, and other animals, but always check the product labels.

You can expect 80-95 percent control within 1-6 months after application of broadcast baits. Following are some recommended broadcast baits.

Amdro®, Combat®, Siege® Pro	Hydramethylnon	Moderate - slow
Spectracide®	Pyrlpoxyfen	Slow
Eliminator™	Spinosad	Moderate - slow
Extinguish™	Methoprene	Slow
Award, Logic	Fenoxycarb	Slow

STEP 2: The second step is to treat the mounds. I recommend waiting a few days after the bait treatment to give the fire ants time to bring the bait into the colony.

Locate the mounds and apply the IMT product on and around the mound. I usually do a 3-foot radius area around the mound also because I know they will attempt to move. Most mound treatments are granular or powder. Sprinkle the pesticide when the soil temperature is between 70-90 degrees. They do not forage during the heat of the day. Some products recommend sprinkling water over the granules with a watering can to soak them in. Check the label directions.

Listed are some recommendations for step 2 treatments.

Bayer® Advanced	Cyfluthrin	Fast
Sevin®	Carbaryl	Moderate
Organic Solutions™ Fire Ant Killer	Pyrethrins	Immediate
Orthene®	Acephate	Moderate
Real-Kill® Fire Ant Killer, Spectracide®	Rotenone	Slow

Note: Dursban and Diazinon products are no longer being sold but are listed in some

publications. This list is not a complete list of products available, but are probably the most often recognized on the store shelves. Consult the web sites listed below for a list of other products.

Remember, IMT applications do not eliminate the colony, but can knock it down considerably. You should use the following safety precautions when working with these products.

- Wear long-sleeved shirt and long pants.
- Wear nonabsorbent gloves. Use painter or antiseptic gloves that are disposable.
- Avoid getting products in your eyes and follow label directions if this happens.
- Wear boots with pant cuffs outside to keep granules from getting inside.
- Wear safety goggles or glasses.
- Wear a protective dust mask or respirator.
- Wash skin with soap if dust or granules contact your skin. Baits have an oil base.
- Wash clothing separately from other laundry.
- Keep bait from vegetable gardens, orchards, and food producing areas and from poultry.
- Store baits in a cool, dry place and reseal container.
- Always, always read labels and follow the directions.

Consult these websites:

<http://fireant.tamu.edu>,
<http://insects.tamu.edu>

**All good work is done
the way ants do things:
Little by little.
- Lafcadio Hearn**

Volunteer Opportunities for TCMGA

<u>Project Code & Name</u>	<u>Work Days/Times</u>	<u>Project Manager</u>	<u>Managers Phone</u>
301 BRIT Activities	call chairman	Kay Yount	817-292-7690
311 Perennial Garden	7:30 a.m., Weds.	Patsy Johnson	817-292-5358
312 Trial Garden Maintenance	1 st , 3 rd & 5 th Tues.	Carole O'Connell	817-921-0713
312 Trial Garden Data	2 nd & 4 th Tues.	Carole O'Connell	817-921-0713
313 BG Cottage Garden	call chairman	Diane Clark	817-249-2760
321 Thistle Hill	1st, 3rd Weds. 9:30 a.m.	Emily Ward	817-281-5925
322 Union Gospel Mission	every Mon. 8 a.m.	Gay Larson	817-441-6560
323 Grapevine Botanic Garden	call coordinator	Shari Stanfield	817-685-9990
324 Mansfield Main St. Proj.	3 rd Wed. 9 a.m.	Donna Turner	817-473-8253
325 Weston Gardens Docent	call chairman	Rose Marie Mercado	817-923-9555
326 Teen Challenge	every Wed. 9 a.m.	Debbie Bollinger	817-498-1508
399 Gardening with Dotty	last Tuesday monthly	Dotty Woodson	817-884-1296
401 Composting Demo	1 st Sat. 2nd Sat.	Don Graves Charlie Shiner	817-465-1667 817-548-7117
402 FW Nature Center	call chairman	Leeann Rosenthal	817-237-7180
403 FW Library at Hulen St.	4th Thurs, 8:30 am	Evaline Woodrey	817-295-4683
404 SW Sub Courthouse	2nd Sat, last Wed.	Gailon Hardin	817-457-4703
405 Liberty Garden	call chairman	Wendi Carlucci	817-488-5640
406 Veterans Park-Wildscape	Tues 9-12:00, 1st Sat 9-12:00	Gailon Hardin	817-457-4703
407 Willow Park DemoGarden	2 nd Thursday	Judy Ratzlaff	817-441-6726
408 TX Smartscape Demo	call chairman	Michael Warren	817-531-6765
612 Henrietta Creek Orchard	1 st Mon. or 3 rd Wed.	Sue Short	817-439-3202

School Gardens

601 Alice Carlson	8:30 a.m. Mon/Thurs	Sharon Chastain	817 926-2575
602 Bransom	call chairman	Glenda Page	817 447-8348
603 Brewer	call chairman	Joyce Hallbauer	817 367-3582
604 Fitzgerald	3:15 p.m. Wed	Leeann Rosenthal	817 237-7180
605 Oakhurst	Contact Ginger	Ginger Bason	817 838-7321
606 South Davis	call chairman	Mary McCoy	817 891-0598
611 Children's Garden		Judy Sargent	817 589-0221

Words on the Website



The website telephone schedule has been in effect since January and hopefully you are accustomed to using the calendar to schedule your telephone support time. When you view the calendar the name of the individual and the starting time of his/her shift display. Please use this information to make sure that the time you are interested in working is not already booked. If you will use the 'all day' option if you are working 8:30-4:30, there should be no confusion as to how many people are scheduled to work. **Crystal Jones** is now trained to maintain the telephone schedule, should you need to change or delete an entry. I am happy to make corrections as well, but may not be as prompt as Crystal.

You can expect to see details about the Garden Conservancy Fort Worth garden tour on the website. Check it out to learn about this organization and the fantastic gardens that will be open on October 9!

Forward any ideas for website content to Carolyn Barnard at cbarnard@abacinc.com. The website team is anxious to make this a valuable tool for our members.




Carolyn Barnard,
Website Chair

Note: Master Gardeners are welcome to submit articles to the newsletter for consideration. All non-regular features should be submitted to **Linda Hardy** at hardy-jandl@netzero.net.

The newsletter editorial staff reserves the right to edit articles submitted for content, brevity, and correctness.

Chandor Garden Tour September 9th

Join us September 9th for a tour of beautiful Chandor Gardens in Weatherford Texas. Parker County Master Gardeners will serve as docents for the tour.



A box lunch will be provided on site for \$8. Admission to the garden is \$6.

After lunch, those who would like to go to Esther Proctor's herb farm can spend the rest of the afternoon there browsing and shopping. Or visit other nurseries in Weatherford, such as Stuart's and Weatherford Nursery.



We will meet at the Botanic Gardens at 8:30 and leave by 8:45. Our tours start at 9:30. Money for the lunch/admission will be collected at the August meeting.

For more information call **Carla Pickens** (682)-518-7345

Check out the history of the garden and view lovely pictures of the estate at:
<http://www.chandorgardens.com/>


Hope to see you there. It should be a great day.

Activities Committee




But a weed is simply a plant that wants to grow where people want something else. In blaming nature, people mistake the culprit. Weeds are people's idea, not nature's.

- Anonymous



If you are a garden plant
you are regarded;
well regarded, just as long
as you stay in the garden.

- Davies Gilbert



The most noteworthy thing
about gardeners is that
they are always optimistic,
always enterprising,
and never satisfied.
They always look forward
to doing something better
than they have ever done before.

- Vita Sackville-West, 1892 - 1962

Happy Birthday, Master Gardeners!

- 8-1 **Toni Moorehead, Joanne McClendon**
- 8-2 **Ashley Moncrief**
- 8-3 **Kitt Sukup, Mimi Lyles**
- 8-4 **Becky Armstrong, Ken Barham**
- 8-5 **Pat Durda**
- 8-7 **Jim Nelson**
- 8-9 **Ron Kerwin, Curtis Dickenson,
and Emie Stewart**
- 8-10 **Sue Short**
- 8-11 **Lynette Ledoux**
- 8-15 **Sandy Williams, Cindy Woelke**
- 8-16 **Connie Anderson**
- 8-17 **Fritz Kingeter, Sandy Killoran**
- 8-18 **Julie Florence**
- 8-19 **Margaret Hare, Francine Babril
and Janice Gray**
- 8-28 **Patty Cravener**
- 8-29 **Kathy Howard**

MG DIRECTORY AUGUST UPDATES

- Nancy Dozier** 4709 Crestline Rd.
Ft. Worth, TX 76109
- Jane Dunkleberg** Jane West Dunkelberg
817-838-0639
- Ann Firkins** 1800 Hwy 377
South Cresson, TX
76035
firgoat@ev1.net
- Dolores Geisel** dolores.geisel
@sbcglobal.net

Note: Send updates to Pat Lovejoy
at patlovejoy@att.net.

Tarrant County Master Gardener Association
401 East Eighth Street



Calendar of Upcoming Events

Aug 4	TCMGA Monthly Meeting - Resource Connection
Sept 1	TCMGA Monthly Meeting - Resource Connection
Sept 9	Chandor Gardens tour (see page 7)
Sept 20 thru Nov 15	Fall 2005 MG Intern Class
Sept 23	Little Hands on the Farm - planting day
Sept 30	Little Hands on the Farm - TCMGA volunteer day
Oct	Annual Landscape Design School (10/11, 13, 18, 20, 29)
Oct 9	TCMGA Garden Conservancy Tour (more soon)
Oct 12	Southwest Tarrant County Garden tour (more soon)
Dec 8	TCMGA Christmas Awards/Social

For up-to-the-minute TCMGA news visit: www.tcmga.org
More state news: www.texasmastergardeners.com