

Sharecropper

Tarrant County Master Gardener Association



September 2012 Inside this Issue

Agent's Corner	1
Special Feature—West Nile virus Spraying	3-4
President's Message	5
TCMGA Meeting Minutes	6
TCMGA Announcements	7-14
Field Trips	15
TCMGA Calendar	16
2012 RC/CG Garden Classes/2012 AgriLife Extension Seminars	17
Volunteer Opportunities	18

Don't miss the rose, bulb and fertilizer sales!

Info can be found on pages 9 through 13!

If you have an idea or would like to contribute to the newsletter, please contact Jackie Heidinger
rheidinger@tx.rr.com.



Should Trees be Treated for Pecan Weevil?

By Steve Chaney, Texas AgriLife –Tarrant County Extension Agent



Where they are found in Texas, the pecan weevil is the most damaging, late-season pest of pecans. Infestations are often localized and vary a great deal within orchards.

Adult weevils begin to emerge from the soil in August and feed on nuts in the water stage, causing them to drop from the tree. After the kernel has entered the dough stage, the nut is susceptible to egg laying and attack by pecan weevil larvae. Infested nuts remain on the tree while developing larvae consume the kernel. Full-grown larvae emerge from the nut in late fall or early winter through a round hole chewed through the shell.

The life-cycle of the pecan weevil egg, larva, pupa and adult usually is completed in two years, but can require up to three years. Adult weevils begin emerging from the soil in August through early September.

Rainfall soil moisture and soil type influence the ability of the weevils to emerge from the soil. Adult weevils feed on nuts and live for several weeks. Once nuts reach the gel stage, they are suitable for egg laying. For this reason, early maturing varieties are infested first. The female weevil drills a hole through the shell and deposits one or more eggs within the developing kernel. A single female lays eggs in up to 30 nuts.



Continued on page 2)

Larvae hatch from the eggs and feed inside the nut, destroying the kernel. Emergence of full-grown larvae from nuts, about 42 days after the eggs are deposited, begins in late September and continues as late as December. Larvae burrow 4 to 12 inches into the soil and construct a cell, where they remain for 8-10 months. Most of the larvae then pupate and transform to the adult stage within a few weeks. However the adults remain in the underground cell for an additional (second) year before emerging from the soil the following summer. About 10 percent of the larvae do not pupate after the first year and they remain as larvae for two years then emerge from the soil as adults the third year.

How to control?

Foliar insecticides are currently the most effective treatment for the pecan weevil. Once nuts reach the gel stage, insecticides should be applied if adult weevils are present. The first insecticide treatment is normally applied around August 22. A second application 7-10 days later is usually necessary unless weevil emergence has been delayed by drought. In this situation, continue to monitor weevil emergence and reapply the insecticide at 7-10 day intervals if weevils are still emerging. Pecan weevil infestations spread slowly unless aided by man. Infected nuts can be the source of a new infestation and should not be transported to un-infested orchards. Also infested nuts should be destroyed after harvest. Early harvest, before weevil grubs have exited from the nuts, also aids in control. Since grubs are physically removed from the orchard by early harvest, this practice can reduce weevil infestation if done each year.

So is it advisable to rush out and sprays tons of insecticide everywhere? The information in this article should give you knowledge for making the best decision about spraying. The average homeowner does not have the equipment to spray a mature pecan tree and if you only have one is it worth the cost? There are several really good commercial companies that will come to your house and spray for you if necessary.



FAQs about aerial spraying for West Nile virus mosquitoes



A single plane can treat 40,000 acres in a night, an area that would require approximately 40 ground-based trucks. Photo courtesy CDC, Janet McAllister.

Dallas County recently decided to offer aerial mosquito spraying services for Dallas area communities. The decision was made in response to the threat of **record numbers of West Nile virus (WNV) cases** in the north Texas area. As with any important decision, there are differing opinions on what should be done to battle this latest mosquito crisis. Because of concerns about aerial applications of insecticides over urban areas, I thought

it might be useful to address some of the common questions from a science, applied entomology and public health perspective.

Q. Aren't there other actions we can take that can stop West Nile virus other than pesticides?

Yes! Pesticides are just one tool among several that have been developed over the past century to manage mosquitoes. Most cities in the north Texas area, including Dallas and Dallas County rely on multiple tactics to manage mosquitoes throughout the year. Mosquito management starts early every year with *source reduction* and *surveillance*.

Source reduction means looking for places where mosquitoes breed and treating or eliminating those sites. This job is usually one of the tasks conducted by city code compliance and enforcement departments. Trained staff respond to complaints as well as proactively look for and map potential mosquito breeding sites. The Department of Code Compliance for the City of Dallas, for example, maintains a database of approximately 1500 mosquito trouble spots that they visit and treat on a rotating basis. When a site is found to be infested with mosquito larvae, the water is either drained, mosquito-eating fish are introduced, or the site is treated with a low-toxicity insecticide.

Unfortunately, however, when you deal with large areas, the number of mosquito breeding sites can quickly become overwhelming. Consider that a single container the size of a soda can is capable of producing dozens to hundreds of mosquitoes a month. Mosquitoes may have dozens or hundreds of potential breeding sites on a single city block—far more than can be handled by a small city staff. This is where education comes in. Most cities and counties maintain a public education program to encourage citizens to patrol their own yards and protect themselves when venturing outside during mosquito season.

Surveillance is where city/county/mosquito district employees collect, identify and test mosquitoes for the presence of West Nile virus. These surveys tell health workers where the biggest risks are located and where education and control efforts should be directed. Surveillance is what directs neighborhood truck spray teams and the less visible efforts to eliminate and treat breeding sites.

Dallas County and its partner cities have integrated mosquito management programs that incorporate all these elements. However, despite their best efforts, this year WNV infection rates have climbed to what some officials consider unacceptably high levels. Consequently, the Centers for Disease Control, Dallas County Medical Society, and the Department of State Health Services have all supported aerial spraying to save lives and stop the growing number of WNV cases.

Q. Are the chemicals being used harmful to people?

In 2003 the Centers for Disease Control (CDC) issued a **report on acute health risks of several mosquito insecticides over a four year period** and found only 133 reports of human illness following mosquito spraying. These cases were from a population in the treated areas covering 118 million people (one illness per 887,000 people). They concluded that serious human health effects due to public health insecticide applications were uncommon and generally not severe, but recommended ways to reduce risks even further. Cities are advised to use integrated pest management strategies (as described above) and inform the public when and where spraying will occur and how to reduce chances of exposure. Also, persons with exposure-related health concerns should consult their health-care providers prior to aerial spraying. Although risks of harm should be low, everyone is advised to stay indoors during evenings when spraying is scheduled.

The low doses of insecticides used in mosquito abatement programs explain the low risk of mosquito sprays. The label application rates for Duet, the **product being planned for aerial spraying**, range from 0.41 to 1.23 fl.oz (1-2 tablespoons) DUET per acre (5-6 typical home properties). Such rates are far below doses that would be expected to pose a health risk to humans, pets, fish and other large non-target animals. An estimated LD50 dose (likely fatal dose by ingestion or skin exposure) for sumithrin and prallethrin is more than 0.75 lbs for a 150 lb human.

Q. Do the pesticides used in mosquito control cause cancer?

All insecticides pose different risks—risks which are influenced by both the toxicity of the product, but also by the level of exposure. According to the [National Pesticide Information Center](#), the common mosquito insecticide **permethrin** (the active ingredient being used in Dallas for ground spraying) was classified by the International Agency for Research on Cancer (IARC) as “not classifiable as to its carcinogenicity to humans” in 1991. This means that IARC could not decide whether or not permethrin can cause cancer. The U.S. EPA decided that permethrin was “likely to be carcinogenic to humans” if it was eaten. Neither **prallethrin** nor **sumithrin** (the active ingredients in the aerial spray) are thought to be carcinogenic at any dose. Most environmental scientists would consider cancer risks from mosquito control programs, from any of these or other insecticides labeled for mosquito control, to be low.

Q. What effect will pesticides have on wildlife?

The impact of aerial spraying on wildlife is difficult to measure accurately because of the vast number of different living organisms in the environment. It is likely that at least some insect species, for example, may be harmed, at least temporarily, by mosquito spraying. These sorts of impacts are assessed when an insecticide is tested by the U.S. Environmental Protection Agency (EPA). The standard used by the EPA is that no insecticide should pose an “unreasonable adverse effect on people or the environment”. This includes looking at the fate and impact of mosquito sprays in the environment. The most commonly used insecticides in public health sprays are all relatively short-lived in the environment (<24 to 48 hours), and pose little risk to most birds and mammals. In addition, mosquito spraying is done at night, when many beneficial insects are likely to be sheltered. In this way honey bees and other pollinators, beneficial predators, dragonflies and butterflies are less likely to be harmed.

Q. How will aerial spraying affect bees?

Insecticides used in mosquito control programs are toxic to honey bees. Left unprotected, some bee colonies will suffer some mortality from aerial sprays, particularly those bees that cluster outside hives at night. For this reason it's important for beekeepers to take steps to protect their colonies on nights when aerial sprays are scheduled. Practical methods include moving hives out of the treated area or covering hives with loose fabric, like wetted burlap, to keep bees in the hive and protect from insecticide drift. For more information see <http://edis.ifas.ufl.edu/aa145>

Wild bees generally nest in protected locations and should be mostly protected because they are in the nest when sprays are applied at night. Wild bees are relatively common in north Texas, although numbers may be lower this year due to drought. Although the full impact of aerial applications on honey bees and other wild bee pollinators is unknown, wild pollinator populations would not be expected to be harmed for long-term after sprays are discontinued.



Ground based vehicles allow for precise applications, but cannot reach all possible mosquito habitat. Photo courtesy CDC, Janet McAllister.

Q. What will happen if we don't spray?

The number of West Nile virus cases typically peak in late August or September. Given the high numbers of cases of West Nile virus already seen, and the increasing percentage of mosquitoes still testing positive for the virus, health officials expect to see the number of disease cases increase. As of the second week in August there have been ten deaths and over 180 cases of West Nile disease in Dallas county alone. The statistics fail to show the full impact of WNV on people. Survivors of the most severe form of the disease are often left with **lingering health problems** that can last for years. The death rate for the neuroinvasive form of the disease this summer is ranging from 8-9%, so the number of deaths will also be expected to increase.

Q. Will aerial spraying help?

Data from Dallas in 1966, as well as numerous other studies conducted in urban areas in California, Louisiana, Colorado, and Michigan show that aerial applications can make a substantial difference in the infection rate of both mosquitoes and people. In Dallas, the rate of Eastern equine encephalitis infection declined from one infected mosquito per 167 mosquitoes tested to one infected mosquito per 28,639 mosquitoes tested after aerial spraying (a 170 fold reduction). In Michigan, treated communities had a 10X lower rate of human infection than untreated communities. Significantly lower infection rates were also seen in Fort Collins, CO and Sacramento, CA following aerial spraying.

Aerial spraying is considered to be more effective than truck-based spraying. While they can provide precise targeting of or avoidance of sites, truck-based sprayers have difficulty treating behind fences and shrubs and other obstructions. Aerial applications, like the mosquitoes themselves, are not limited by areas without roads, and can treat areas otherwise unreachable by ground-based sprayers.



Dear Gardener Friends,

Mother Nature seems to be hanging on to summer awhile longer. A few record breaking numbers, but the good news.....we haven't had to endure as many 100 degree days as last summer! Thank goodness we had the opportunity to watch and cheer our US Olympians on to achieve their goals and win the gold while we stayed cool!

Our Olympians have inspired me to try something new....no, not spring board diving, beach volleyball, or white-water kayaking.....fall vegetable gardening! After consulting a couple of our TCMG Vegetable Specialists one agreed to be my "garden coach" so I was ready to take the "plunge." The biggest challenge was prepping the beds, planting and watering while waiting for the weather to cooperate. I'll keep you posted on my progress.

In the meantime, we move closer to our **Regional Conference** date. Speakers are scheduled and many MGs are busy organizing and tweaking numerous tasks to ensure the success of this event. Encourage your friends and neighbors to attend and learn how to garden...no matter what the weather!

The **Nominating Committee**, lead by Sue Ellen Schlitzer, has with your help, selected a slate of officers for 2013. This slate of officers will be announced, in accordance with our by-laws, to the membership at the September meeting. The general membership will vote for the 2013 TCMGA officers during the October meeting. The new board will be installed during the December meeting and luncheon.

Membership dues are due. Payment deadline for 2013 dues is October 31. **Steve Purdy** will accept your checks and paperwork at the September and October meetings.

A gentle reminder that the **end of our TCMGA year**, October 31, will be here before you know it. Schedule your phone duty NOW before the rush in the last month. Volunteer hours for Interns and re-certification hours should be documented and turned in to your timekeeper as soon as possible. The **deadline** for 2012 volunteer hours is **October 31**.

Stay cool and consider trying something new in your garden too!

See you in the garden!

**.Nancy Curl, President
Tarrant County Master Gardeners**

President Nancy Curl called the meeting to order at 11:00am after welcoming our visitors. We had in attendance 171 Master Gardeners and visitors. Both programs today are on hard-scaping presented by Whiz Q Stone.

Executive Board

The minutes of the July meeting were approved as published in the newsletter

Claire Alford, Programs, announced that the program for the September meeting will be hydroponics and aquaponics.

Nancy Curl, for treasurer Pam Braak,

We had several big expenses in July:

- Payment to projects: \$1632
- Adding electric circuits at the Community Garden: \$1200
- Deposit for Holiday Luncheon: \$500
- Projector for the speaker's bureau: \$319

Treasurer's Report for month ended July 31, 2012

Cash, Beginning July 1, 2012	40,491.78
Deposits during month	1,767.01
Checks during month	<u>(5,455.55)</u>
Cash, Ending July 31, 2012	<u>36,803.24</u>

There was a question from the floor concerning the raffle of the trailer. Steve announced that all money would be refunded from the sale of raffle tickets. It has been decided not to sell the trailer. Treasurer's report was filed.

Linda Hawkins, Ways and Means We will have organic fertilizer for sale this month and next at \$14 for 40 pounds. Roses are now for sale. Order forms were emailed out. Please see Susan Staneck. Bulb sales will be in September. Vendor tables at our symposium will be \$10 for Master Gardeners. We will now start using a QR code for smart phones on Master Gardener projects.

Steve Chaney We received several certificates from our state senator Wendy Davis.

- Cultivating Children, Patsy Miller and Debbie Haberly
- How to Pick and Plant Trees, Marilyn Sallee
- Garden of Knowledge, Website of the year for article by Marilyn Sallee
- Earth Boxes, Pat Higgins and Nancy Curl
- Cactus and Succulent Garden, Interns 2011
- North Richland Hills Community Garden, Diane Spradling
- Survive and Thrive, Nancy Dozier
- Sharecropper, Jackie Heidinger
- TCMGA, First Place Outstanding Master Gardener Association
- Master Gardener of the Year, Nancy Curl

Committee Reports

Thank you Shirley Mills and the hospitality team for your wonderful work.

Field Trips, Patsy Miller Sign up for the Dallas Arboretum trip will be this month and next. Cost is \$14 for adults under age 65, \$11 for seniors and \$1.00 for Botanic Society Mem-

bers. We will carpool from Botanic Garden. Please allow an hour.

Raffle, Donna Fry Please thank Calloways for their generosity to Master Gardeners. Drawing for gift card and shredder chipper will be today. The next prize will be a chain saw.

Starr Krottinger, Speakers Bureau Please consider joining the group. You have total control about how much or how little you do, where you go and what you talk about. The groups are usually small.

Membership, Steve Purdy Annual dues of \$20.00 are due by October 31.

Nominating Committee, Ginger Bason We will vote in October. There is one correction to the ballot. Change Donna Miller to Donna Morris. Nancy Curl thanked the committee, Sue Ellen Schlitzer, Ginger Bason, Dave Wilson, Theresa Thomas, and Patsy Miller for all their hard work.

Regional Conference, Nancy Curl Registration is now open for the conference, being held Saturday October 13 2012 at the Resource Connection. Please invite all your friends. Thank you to Pat Higgins and Carolyn Critz along with Dan Brown for the work on the wonderful logo. There will be t-shirts for sale with the logo on it. There will be a container garden contest open to only TCMGA members. It is understood that if you enter the contest, you will donate your container for door prize at meeting.

Announcements

The 2013 State Conference will be held Oct 17-19 in McAllen (Cameron and Hidalgo Counties) The title is Blooms, Birds and Butterflies. This area is a flyway for Monarch Butterflies.

Gailon Hardon wants to thank Star Krottinger, Pat Engel and Margaret Shuping for working so hard to get the Southwest Courthouse trimmed for the fall public tour.

Kim Freeman is out of rehab and in an apartment. If you want to do anything to help she would like gift cards to restaurants and gas cards. She still requires round the clock help.

Ed Vaughan is in Health South Rehab but will be ready for visitors when he gets back home. Please call first.

The meeting was adjourned at 11:40am.

**Respectfully Submitted by
Donna Morris, Secretary**

September Guest Speaker



Hydroponics is a method of growing **plants** using mineral **nutrient** solutions, in water, without **soil**. Terrestrial plants may be grown

with their **roots** in the mineral nutrient solution only or in an inert medium, such as **perlite, gravel, mineral wool, expanded clay** or coconut husk.

Aquaponics is based on productive systems as they are found in nature. It can be loosely described as the combination of aquaculture and hydroponics and this is where the name **aquaponics** originates.

ATTENTION ALL MGs - TCMGA DUES

It's just about time to renew your yearly TCMGA dues! Dues notices will be sent out via US Mail by mid August. Dues are payable by no later than the end of October 2012. You can either return a check for your \$20.00 dues made out to TCMGA in the envelope you receive in the mail or you can give your check to the Membership Chair at either the September or October TCMGA monthly meetings.

But wait -- there's more! You can pay your dues early in person at the September monthly meeting. Steve Purdy, the Membership Chair, will be available to collect your checks. By paying early, you can save TCMGA the cost of a stamp.

Beat the rush! Take advantage of this once a year opportunity!

Questions? Call Steve Purdy at [817-545-7888](tel:817-545-7888) or email to spurdy06@sbcglobal.net

2012 LEADERSHIP

President: Nancy Curl
nl_curl@yahoo.com

1st VPresident: Claire Alford
caagardner@aol.com

2nd VPresident: Linda Hawkins
lindamhawkins@gmail.com

Secretary: Donna Morris
morrisd1@swbel.net

Treasurer: Pam Braak
P.braak@verizon.net

Acknowledgements: Pat Lovejoy
palovejoy@att.net

Activities: Patsy Miller
pjmiller24@sbcglobal.net

Awards, Local: Jody Puente
Mipuente@msn.com

Sunshine: Doris Hill
artanddoris@verizon.net

Bulletin Board: Theresa Thomas
kayleetl@sbcglobal.net

Garden Resource: Dave Wilson
ldwilson98@yahoo.com

Historian: Jackie Peel
jackiepeel@sbcglobal.net

Hospitality: Shirley Mills
smills72@att.net

Membership: Steve Purdy
spurdy06@sbcglobal.net

Newsletter: Jackie Heidinger
rheidinger@tx.rr.com

Nominating: Sue Ellen Schlitzer
S.schlitzer@sbcglobal.net

Photography: Sally Harris
sallyjanharris@mac.com

Projects Coordinator: Judy Ratzlaff
judy.ratzlaff@yahoo.com

Raffle: Donna Fry
dfry1212@hotmail.com

Website: Jackie Heidinger
webmaster@tarrantmg.org

QR Code Information



Have you noticed this image or something like this lately? They are popping up all over the place: magazines, billboards, newspapers and even e-mails. It is a QR Code. It is short for Quick Response Code. It is a type of barcode invented by a Japanese manufacturer in 1994. Lately, advertisers and organizations have taken advantage of the ease of use and design of the codes to quickly connect smart phone users to specific websites. Apps to read QR Codes are abundant in both the Android market and the Apple App Store. There are many free apps available. If you have a smartphone, download an app and begin taking advantage of quick access to websites today.

Steve Chaney has a QR Code at the end of his emails (the one pictured above). Use your smartphone app to scan the above code and see where it takes you. A word of caution about QR Codes: understand that each individual QR code is generated with a specific set of instructions for connecting your phone to a particular site on the web and, unfortunately, like any website, it could be malicious site. Use common sense and decide whether or not the company or person displaying the QR Code is reputable.

Happy scanning!
Linda Hawkins

Raffle Committee Update

The drawing for the chipper/shredder and the gift certificate was great fun. Claire Brown won the chipper and Patsy Miller won \$100 from Calloway's. So you say, "How can we top that?" Easy!!!! A CHAIN-SAW!!! Yep, it's a brand new 16" gasoline powered Poulan Chainsaw. You can do all kinds of creative pruning in just a very short time.

Tickets will be sold September and October with the drawing at the November meeting. Tickets are \$10 each for 3 for \$25. And remember, all proceeds go to support our projects.

Donna Fry
Raffle Committee Chairman



HAPPY BIRTHDAY GARDENERS!

September Birthdays

- 1 Claire Alford
- 3 Lema Worley
- 8 Henry Cole (I)
- 9 Shari Stanfield
- 10 Maurine Wood
- 11 Betty Cupps, Frank Khoshgam(I)
- 12 Allison Sonnenberg, Linda Hawkins
- 15 Rachel Clark, Rocky Deutscher
- 16 Taddie Hamilton, Jessica Mc Craw
- 17 Elizabeth Snider
- 18 Steve Smith
- 19 Kathi O'Riordan
- 20 Vicki Moore
- 22 L.J. Williams, Margaret Duncan
- 23 Barbara Mann, Patty Brown
- 26 Lance Jepson, Nan Garvin

If your birthday is this month and you don't see it, please contact
Doris Hill, (817) 337-8484 or email
artanddorishill@verizon.net.

Directory Changes

Please note the following TCMGA Directory Changes:

- Ed Vaughan 's new address and phone:
2151 Green Oaks Rd., Apt 4310,
Ft Worth, TX 76116-1748
Phone - 817-953-7155
- Joy Lease's new Email : lease.joy03@gmail.com
- Debby Haberly's new email: slicknickel@me.com

Please add the following Master Gardeners who have been recertified:

- Gamble, Becky - 2002
1347 Lakeview Dr., Southlake, TX 76092-4853
469-233-7220 ♦
- Gentry, Angela - 2002
6121 Avery, #5303, Fort Worth, TX 76132-5310
817-209-7544 ♦ Angela.gentry@fwisd.org

If you have changes in your contact information, please contact Steve Purdy at spurdy06@sbcglobal.net

Don't forget the rose sale! You received a flyer and pictures via email. Please share this with your friends. The deadline for ordering is September 14, 2011. Please print the order form, attach a check and mail it to the Extension Office. Pick them up at the October 4, 2011 meeting between 9am to 10am and 1pm to 2pm at the Community Garden..

- | | |
|--------------------|--------------------|
| American Legacy | Belinda's Dream |
| Blue Girl (Kordes) | Caldwell Pink |
| Carefree Beauty | Cecile Bruner |
| Cinco de Mayo | Cinnamon Spice |
| Climbing Pinkie | Drift – Apricot |
| Drift – Pink | Freckles |
| Julia Child | Knock-out – Double |
| Marie Daly | Martha Gonzalez |
| Mutabilis | New Dawn Climber |
| Peggy Martin | Perle d'Or |
| Prairie Sunset | Rainbows End |
| Rise N Shine | Rouletti |
| Sachet | Sea Foam |
| Super Hero | Sweet Fragrance |
| The Fairy | Winter Sunset |

The order form can be found on the following page or online at <http://tarrantmg.org>. If you have any questions, please contact Susan Stanek at 817-637-3291.



Tarrant County Master Gardener 2012 – Rose Sale

- EarthKind Rose
- Drift Rose
- Buck Rose






Planting Guide: Prepare planting bed with expanded shale, add 3" mulch after planting, water twice a week.





 <p>American Legacy *** Bloom color- Deep Pink Bloom Type- Double Mature H x W 3'-4" x 3'-3" Rose Category- Shrub Buck Rose</p>	 <p>Belinda's Dream * Bloom color- Pink Bloom Type- Single Mature H x W 3'-0" x 3'-4" Rose Category- Shrub Voted "Rose of the 20th Century" Texas Superstar</p>
 <p>Blue Girl Bloom color-Marine-Lavender blend Bloom Type-Double Bloom Period-Blooms in flushes throughout the season. Mature H x W 3'-4" x 3'-4" Rose Category-China Introduced 1964. Mild fruity fragrance</p>	 <p>Caldwell Pink * Bloom color-Lite Pink Bloom Type-Double Bloom Period-May-Nov Mature H x W 3'-4" x 3'-3" Rose Category-China</p>
 <p>Carefree Beauty * and *** Bloom color-Light Rose Bloom Period-Repeat, blooms spring to frost Mature H x W 4'-1" x 3'-4" Rose Category-Shrub One of the most popular of Dr. Buck's rose. Needs little care. It blooms all the time. Has lots of orange-red buds. Remove "spent" blooms to encourage better blooms.</p>	 <p>Cinnamon Spice *** Bloom color-Salmon/Orange/Red Blend Bloom Type- Double Bloom Period-Repeat Bloom - Spring - Frost Mature H x W 5 x 4' Rose Category-Shrub Buck Rose</p>






 <p>Cecile Bruner * Bloom color- Light Pink Bloom Type - Semi-Double Bloom Period-Repeat Bloom - Spring - Frost Mature H x W 5' x 5' Rose Category - Polyantha Also known as "The Sweetheart Rose" Introduced 2009 ARS Winner 2009 Use for beds, borders, cut flowers</p>	 <p>Cinco de Mayo Bloom color-Slender Lavender & rusty red-orange blend. Shows two colors at once Bloom Period-Medium, in large clusters Mature H x W 3'-4" x 3'-4" Rose Category-Floribunda Introduced 2009 ARS Winner 2009 Use for beds, borders, cut flowers</p>	 <p>Climbing Pinkie * Bloom color-Rose Pink Bloom Type-Semi-Double Bloom Period-April-Nov Mature H x W 12' x 6' Rose Category-CL Polyantha Climber</p>
--	---	---

 <p>Climbing Pinkie * Bloom color-Rose Pink Bloom Type-Semi-Double Bloom Period-April-Nov Mature H x W 12' x 6' Rose Category-CL Polyantha Climber</p>	 <p>Drift - Apricot ** Bloom color- Apricot Foliage - dark green, glossy Mature H x W 14' x 2 1/2' Rose Category-Shrub Very resistant to disease Introduced 2010</p>	 <p>Pink Drift ** Bloom color- Deep Pink Foliage - medium green Mature H x W 14' x 3' Rose Category-Shrub Very resistant to disease Introduced 2006</p>
---	--	---

 <p>Freckles *** Bloom color- Pink Blend Bloom Type-Double, repeats later in season Bloom Period-Compact, clusters almost constant bloom Mature H x W 3'-4" x 4'-5" Rose Category-Shrub Buck Rose, introduced in 1976</p>	 <p>Julia Child Bloom color-Butter Gold Bloom Type-Repeat. Blooms in clusters. Spring - frost Mature H x W 4' x 4' Rose Category-Floribunda Introduced 2006. AARS award winner 2006. Hybridizer nicknamed the behavior chief personality selected this rose to honor her name</p>	
 <p>Knock-Out Double Red Bloom color-Medium Red Bloom Type-Double blooms in clusters Bloom Period-Spring-Fall Mature H x W 3'-4" x 3'-4" Rose Category- Shrub</p>	 <p>Marie Daly * Bloom color-Pink Bloom Type-Double Bloom Period-April-Nov Mature H x W 3'-4" x 3'-4" Rose Category-Polyantha Texas Superstar</p>	 <p>Martha Gonzalez Bloom color - Bright Red Bloom Type-Repeat. Blooms spring - frost Mature H x W 2'-3" x 2'-3" Rose Category- China Introduced 1984. Ideal for hedges and borders. Remove blooms, stems and leaves to promote more blooms. This rose is "bulletproof", can prune it with electric hedge clippers. Very resistant to disease.</p>

 <p>Mutabilis * Bloom color-Yellow/Pink/Orange Bloom Type-Single Bloom Period- April - Nov Mature H x W 4'-10" x 6' Rose Category-China Large Shrub Earth Kind Rose of the Year 2005</p>	 <p>New Dawn Climber * Bloom color-Blush Pink Bloom Period-Repeat Blooms: Spring - Fall Mature H x W 15' x 20' x 8' x 20" Rose Category-Large Flowered Climber Awarded first plant patent Voted World's favorite 1997</p>	
 <p>Peggy Martin Bloom color-Pink Bloom Period-Repeat Bloomer Spring-Frost Mature H x W 6'-10" x 12'-15" Rose Category-Climber Rose survived Hurricane Katrina Percentage of proceeds goes to New Orleans hurricane restoration</p>	 <p>Perle d'Or * Bloom color-Apricot/Yellow Bloom Type-Semi-Double Bloom Period-Repeat Bloomer Mature H x W 3'-6" x 1'-4" Rose Category-Polyantha Small Shrub Earth Kind Rose of the Year 2007</p>	 <p>Prairie Sunset *** Bloom color-Yellow/blend Bloom Period-Repeat, in clusters 5-10 Mature H x W 4' x 3' Rose Category-Shrub Large, pointed soft yellow buds open to double bloom, with variegated red-edged petals. The petals face rose, with deep purple veins.</p>

 <p>Rainbow's End-Miniature Bloom color-Medium Red Bloom Type-Double Bloom Period-Blooms in flushes throughout season Mature H x W 16" Rose Category-Miniature Fragrance-Yes Compact growth habit</p>	 <p>Rise n Shine-Miniature Bloom color-Medium Yellow Bloom - Double Mature H x W 18'-24" x 18'-24" Rose Category-Miniature Fragrance-Slight Upright growth</p>
 <p>Rouletti-Miniature Bloom color - Rose Pink Bloom Period-Blooms in flushes throughout season Mature H x W 12" Rose Category-Miniature Compact growth habit AKA - Hwy 290 Pink Buttons</p>	 <p>Sachet-Miniature Bloom color - Lavender Bloom Period-Blooms in flushes throughout season Mature H x W 12'-24" x 12'-16" Rose Category-Miniature Fragrance-Very</p>

 <p>Sea Foam * Bloom color-Creamy White Bloom Period-Repeat Blooms Spring-Frost Mature H x W 2'-4" x 4'-8" Rose Category-Shrub Climber</p>	 <p>Super Hero Bloom color-Medium Red Bloom Period-April-Nov Mature H x W 2'-4" x 3' Rose Category-Floribunda Introduced 2006 Compact growth, good for borders</p>	
 <p>Sweet Fragrance Bloom color-Pink/Blend Bloom Period-Repeat Bloom Mature H x W 2'-4" x 4' Rose Category-Grandiflora Spreading shrub that produces a lot of color</p>	 <p>The Fairy * Bloom color-Light Pink Bloom Period-April-Nov Mature H x W 2'-4" x 4' Rose Category-Polyantha Dwarf Shrub</p>	 <p>Winter Sunset *** Bloom color-Yellow/Orange Bloom Period - Repeat Blooms in clusters of 3-7 Mature H x W 20" x 3" Rose Category-Shrub Upright, bushy growth Buck Rose, introduced 1997. Also known as Fuzzy New</p>



Tarrant County Master Gardener 2012 – Fall Rose Sale



VARIETY	Color	Quantity	\$10 ea.
American Legacy***	Deep Pink		
Belinda's Dream*	Pink		
Blue Girl - Kordes	Mauve/Lavender		
Caldwell Pink*	Lilac Pink		
Carefree Beauty*&***	Light Rose		
Cecile Bruner*	Light Pink		
Cinco de Mayo	Lavender/orange		
Cinnamon Spice***	Salmon/Orange/Red		
Climbing Pinkie*	Rose Pink		
Drift - Apricot**	Apricot		
Drift - Pink**	Deep Pink		
Freckles***	Pink/Yellow		
Julia Child	Butter Gold		
Knock-Out Double	Red		
Marie Daly*	Pink		
Martha Gonzalez	Bright Red		
Mutabilis*	Yellow/Pink/Orange		
New Dawn Climber*	Yellow/Pink/Orange		
Peggy Martin	Pink		
Perle d'Or*	Pale Apricot/Yellow		
Prairie Sunset***	Yellow Blend		
Rainbows End - Minature	Yellow/Red		
Rise N Shine - Minature	Medium Yellow		
Rouletti - Minature	Rose Pink		
Sachet - Minature	Lavender		
Sea Foam*	Creamy White		
Super Hero	Medium Red		
Sweet Fragrance	Apricot/Pink Blend		
The Fairy*	Light Pink		
Winter Sunset***	Yellow/Orange		

	Quantity	Amount
Grand Total:		

NAME: _____

STREET: _____

CITY, STATE, ZIP: _____

EMAIL: _____

PHONE: _____

We will send you reminders by email of the rose and bulb sale,
Spring plant sale & AgrLife Extension programs.

ORDERS MUST BE RECEIVED BY
Friday, September 14, 2012

Payment **MUST** Accompany Order

Checks or Money Orders made payable to TCMGA.

Send to:

Rose Sale

P.O. Box 1540

Fort Worth, TX 76101

Roses will be available for pickup

Thursday, October 4, 2012

After the TCMGA Meeting

at the

TCMGA Garden @ Resource Connection

Questions? Call Billie Hammock

817-884-1296

*Earth-Kind roses are a selected designation given by the Texas A&M University Agriculture System. They consistently demonstrate a high level of landscape performance, outstanding disease and insect tolerance and resistance. They do very well in almost any soil type in North/Central Texas.

** Drift Roses are a cross between full-size groundcover roses and miniature roses. They are repeat-bloomers that are tough, disease resistant, winter hardy and virtually maintenance-free.

*** Buck Roses were bred by Dr. Griffith Buck starting in 1950. They are low maintenance, cold hardy and disease resistant.

Tarrant County Master Gardener Fall Bulb Sale
2012



Narcissi Geranium
(Tazetta)
12"-24" inches tall

Showy southern heirloom perennial with white perianth and bright scarlet-orange cup. Full sun to part shade. 4 to 6 flowers per stem. Sweetly fragrant. Zones 5-9



Narcissi Erlicheer
(Double)
12"-14" inches tall

Double white blossoms with light yellow flecks. 15-20 florets per stem. Great naturalizer. Very fragrant. Zones 3-8



Narcissi Falconet
(Tazetta)
12"-14" inches tall

Bold beauty has yellow perianth with orange cup. 4-8 florets per stem. Fragrant. Ideal for Southern gardens. Zones 5-9



Muscari armeniacum
Grape Hyacinth
4"-6" inches tall

Circa 1878 Native to Turkey Naturalizes. This original Blue Grape Hyacinth is bright cobalt blue. Normally deer proof. Zones 5-8



Leucojum aestivum
GRAVETYE
GIANT
Summer Snowflake
20" inches tall

English native 1920's hybrid Bell shaped white flower with green tips. Strappy grass-like foliage. Hardy naturalizer. Zones 4-9



Ipheion uniflorum
Wisley Blue Star
Flower
3"-6" inches tall

Circa 1836 sweetly scented Naturalizing star-shaped flowers are deep blue. Plant 4" apart 4" deep Blooms early to late Spring Zones 5-9



Dutch Iris Oriental
Beauty
18"-22" tall

Wisteria-blue standards with paler edges and the falls are chartreuse yellow with golden blotches. Linear form Blooms late Spring Zones 5-8



Dutch Iris
Blue Magic
18"-22" inches tall

Dutch Iris were hybridized in the early 1900's from a 16th century native Spanish variety. Deep heliotrope-blue with yellow blotches. Linear form Blooms late Spring Zones 5-8



Hyacinthoides
hispanica
Excelsior Spanish
Bluebells
12"-15" tall
Very adaptable.

Circa 1601. Produces 15-20 bell shaped flowers on long stems with strap-like foliage. This 1906 award winner is blue violet with darker marine-blue mid veins. Shade tolerant. Naturalizes. Zones 4-10



Algarve
Longiflorum-
Asiatic
Hybrid Lily (LA)
Warm Pink Color
2 to 3½ ft. tall

Plant 6 inches deep
Zones 4-8



2012 Tarrant County Master Gardener Bulb Sale ORDER FORM



Bulb Name	# of Bulbs/Price Per Set	Total Sets	Total Price
Narcissi Geranium (Tazetta)	12 for \$10.00		
Narcissi Erlicheer (Double)	10 for \$10.00		
Narcissi Falconet (Tazetta)	12 for \$10.00		
Narcissi Grand Primo (Tazetta)	10 for \$10.00		
Muscari armeniacum (Blue Grape Hyacinth)	25 for \$10.00		
Leucojum aestivum Gravetye Giant (Summer Snowflake)	10 for \$10.00		
Ipheion uniflorum Wisley Blue (Star Flower)	25 for \$10.00		
Dutch Iris Oriental Beauty	25 for \$10.00		
Dutch Iris Blue Magic	25 for \$10.00		
Hyacinthoides hispanica Excelsior (Spanish Bluebell)	20 for \$10.00		
Longiflorium-Asiatic Hybrid Lily (LA)	4 for \$10.00		
	Grand Total:		

ORDERS MUST BE RECEIVED BY
Thursday, October 4, 2012

Payment **MUST** Accompany Order

PLEASE NOTE: Each order is **one set**. For example, 25 Muscari for \$10.00 is **one set**. If you order two sets, you'll receive 50 bulbs at a total price of \$20.00.

Sorry, we can only sell bulbs in the increments shown.

Mail Checks or Money Orders made out to
TCMGA. Send to:

Bulb Sale
c/o Jeanie Browning
4517 Maywood Drive
Arlington, Texas 76017

Bulbs will be available for pickup at the
TCMGA November Meeting, **Nov. 1**

**Note: Please make arrangements to have someone
pick up your bulbs, if you cannot on that date.**

*Questions? Call Jeanie Browning
(TCMGA Bulb Sale Coordinator)
at 817-478-2006*

NAME: _____
STREET: _____
CITY, STATE, ZIP: _____
EMAIL: _____
PHONE: _____

We will send you reminders by email of the bulb sale, plant sale & AgriLife Extension programs.

Tarrant County Master Gardener

Fall Fertilizer Sale

August 2nd -18th 2012

Will your plants be ready for winter? Summer takes a toll on both landscape plants and turf. Give your landscape the food it needs to recover and thrive. Only \$14.00 for a 40lb bag

Nature's Guide Natural Turf Food



- Natural Turf Food
4-3-2**
- Poultry litter base
 - A combination of fast and slow release nitrogen combined
 - Adds organic matter to increase microbial activity
 - Contains soil building nutrients.
 - Will not burn
 - 100% organic fertilizer
- 4,000 sq. ft. coverage per
40 lb. bag

The Ways and Means Committee will take orders on Thursday, August 2nd or you can mail in your order to the address below by August 18th. Delivery will be at the September 6th meeting. All orders need to be prepaid. Checks should be made out to **TCMGA**.


Name _____ Phone _____
How many bags? _____ X \$14.00 = _____ (Total)

Questions? Call Linda Hawkins @ 817-791-4295. Mail orders and checks to:

Linda Hawkins
1313 Shropshire Ct.
Keller, TX 76248

Wildscape Fall Native Plant Sale

*A large variety of native plants grown organically
at the greenhouse by Wildscape volunteers
including ground covers, perennials, shrubs, vines and trees*

When:	Saturday, September 29, 2012 9:00 am – 1:00 pm	
Where:	Randol Mill Park Greenhouse 1901 W Randol Mill Rd. Arlington, TX (The greenhouse is in the rear of the park behind the swimming pool.)	

Vernonia baldwinii
Western Ironweed

For more details, map and pictures: www.thewildscape.org

Parliamentary Law Class Scheduled

If you are interested in attending the Parliamentary Law Class hosted by Fort Worth Federation of Women's Clubs, the classes will be held on Wednesday, September 5, 2012, and Thursday, September 6, 2012 from 10:00 a.m. to 12:00 noon and 1:00 p.m. to 3:00 p.m. each day. You are on your own for lunch or stay and have a Dutch Treat lunch in the Tea Room with us! The cost for one or all of the sessions is \$30 if paid by 8/20/12 and \$35 if paid after that or at the door. Checks should be made payable to Fort Worth Federation of Women's Clubs and sent to their Treasurer, **Sue Jones, 2301 Yucca Avenue, Fort Worth, TX 76111-1340.**

Mary D. Short, PRP, who has taught this class for several years now will be back once again, to show us how to conduct a meeting, handle motions, etc. She will also be selling two books at these classes. The first is the paperback spiral bound 12th Edition of Robert's Rules of Order Newly Revised and the second book is a Study Guide for Conducting Effective Meetings. This item is written and published by the Texas State Association of Parliamentarians and is written in layman's language and is very easy for beginners to understand.

Thanks,
Sue Jones, Federation Treas.

[817-838-9823](tel:817-838-9823)

suejonesfw@sbcglobal.net



On the Road with Master Gardeners
Sign up for TWO Upcoming Field Trips

10 a.m., Thursday, September 20 – It's Chihuly at the Dallas Arboretum and Tarrant County Master Gardeners will be there. Contemporary art superstar Dale Chihuly brings his hand-blown glass sculptures, some of which are more than 30 feet tall, to 24 locations throughout the 66-acre garden. Master Gardeners will receive behind-the-scenes information on how the gardens grow. It's the day before the opening of Autumn at the Arboretum so the Pumpkin Village will be on view and more than 150,000 fall plants and flowers. **Signup: September MG meeting.**

Prices include parking and a \$1 charge for an honorarium for Arboretum Speakers' Bureau.
 Adults (13-64) - \$14
 Seniors (65+) - \$11
 Botanic Gardens Memberships – Free (\$1 suggested for honorarium)
 Contact Patsy Miller at 817-275-5306, pjmiller24@sbcglobal.net for more information.

Directions to the Dallas Arboretum
8525 Garland Road, Dallas 75218

We will have a car pool from the Fort Worth Botanic Gardens **leaving at 8:45 a.m.** Other car pools are encouraged as parking is limited at the Dallas Arboretum. From Fort Worth, it takes about 1 hour. Take I-30 east toward Dallas and continue on I-30 as you pass downtown Dallas. Take exit 48B/Barry/E. Grand exit. East Grand is second light after exiting I-30. Turn left at the light onto E. Grand and continue about 3-4 miles. E. Grand becomes Garland Rd. The Arboretum is on the left—just past White Rock Lake. Park inside the Arboretum gates and meet out front by the entrance.

Lunch is available at Lula May Slaughter Dining Terrace and Restaurant DeGolyer, both inside the Arboretum.

10 a.m. Tuesday, October 16, Gaylord Hotel, Grapevine – An indoor (constant 72 degrees) and outdoor tour of fabulous plant beds. Gaylord horticulturists will discuss what it takes to maintain landscapes that see over one million visitors a year. Hear stories of transformation when landscape design or intended use doesn't work out -- fire-pit becomes a fountain or a wall of tile is turned into a living wall. **Cost \$10. Signup: September and October MG meetings.**

Gaylord Directions: 1501 Gaylord Trail, Grapevine, TX 76051, off Hwy 26 (Northwest Hwy, a short distance from downtown Grapevine).

Sun	Mon	Tue	Wed	Thu	Fri	Sat
						<p>1 9am Composting Demo—Veterans Park</p> <div style="background-color: red; color: white; padding: 5px;"> <p>Texas AgriLife Ext. Seminar Native & Adapted Plants</p> </div>
<p>2</p>	<p>3 8:00a Heritage 8:30a Alice Carlson 9a Union Gospel 9a Fitzgerald</p> <div style="background-color: red; color: white; padding: 5px; text-align: center;"> <p>LABOR DAY</p> </div>	<p>4 8a Samaritan House 8:30a CG Veggie 9a CG Propagation Work Day 9a CG Rose Garden Work Day</p>	<p>5 8a Thistle Hill 8a BG Perennial 8a Veterans Pk 8:30a Common NRH 9a Teen Challenge 9a CG Herb Work</p> <p style="color: blue;">Parliamentary Law Class</p>	<p>6 8a Liberty Garden 8:30a Alice Carlson 8:30a BG Trial</p> <p style="color: red;">TCMGA Meeting</p> <p style="color: blue;">Parliamentary Law Class</p>	<p>7</p>	<p>8 8:30a Common NRH 9am Composting Demo—River Legacy 9am SW Crthse</p>
<p>9</p>	<p>10 8:00a Heritage 8:30a Alice Carlson 9a Union Gospel 9a Fitzgerald</p>	<p>11 8a Samaritan House 8:30a CG Veggie 9a CG Propagation Work Day 9a CG Rose Garden Work Day</p>	<p>12 8a BG Perennial 8a Veterans Pk 8:30a Common NRH 9a Teen Challenge 9a CG Herb Work</p>	<p>13 8:30a Alice Carlson 8:30a BG Trial</p>	<p>14 8:30a JPS Meditation Garden</p>	<p>15 8:30a Common NRH</p> <div style="background-color: #c6e0b4; padding: 5px;"> <p>TCMGA RCCG Class— Perennials</p> </div>
<p>16</p>	<p>17 8:00a Heritage 8:30a Alice Carlson 9a Union Gospel 9a Fitzgerald</p>	<p>18 8a Samaritan House 8:30a CG Veggie 9a CG Propagation Work Day 9a CG Rose Garden Work Day</p>	<p>19 8a Thistle Hill 8a BG Perennial 8a Veterans Pk 8:30a Common NRH 9a FW Hulen Lbry 9a Teen Challenge 9a CG Herb Work 9a Bob Jones Nature</p>	<p>20 8:30a Alice Carlson 8:30a BG Trial</p> <p style="color: orange;">Chihuly Field Trip</p> 	<p>21</p>	<p>22 8:30a Common NRH</p> <div style="background-color: #c6e0b4; padding: 5px;"> <p>TCMGA RCCG Class— Water Features in the Garden</p> </div>
<p>23</p>	<p>24 8:00a Heritage 8:30a Alice Carlson 9a Union Gospel 9a Fitzgerald</p>	<p>25 8a Samaritan House 8:30a CG Veggie 9a CG Propagation Work Day 9a CG Rose Garden Work Day</p>	<p>26 8a BG Perennial 8a Veterans Pk 8:30a Common NRH 9a SW Crthse 9a Teen Challenge 9am SW Crthse 9a CG Herb Work</p>	<p>27</p>	<p>28 8:30a JPS Meditation Garden</p>	<p>29 Wildscape Fall Native Plant Sale</p>
<p>30</p>						

Upcoming Resource Connection/ Community Garden Classes

Saturday, September 15, 2012 10 am - 12 noon

Perennials

Class Fee: \$5 RC, Bldg. 2300, gym & garden
Class limit: 20

Saturday, September 22, 2012 10 am - 12 noon

Water Features in the Garden

Class Fee: \$15 TCMGA Garden
Class limit: 20

Saturday, October 13, 2012 9 am - 3 pm

TCMGA Regional Conference**

Flood to Drought... Gardening in North Texas

Class Fee: \$45 (includes box lunch and snacks)
Limit: 250

Earn 6 CEU Credits

Open to all Master Gardeners and general public.

Registration opens August 1, 2012

To register contact Billie Hammack at

blhammack@ag.tamu.edu

Saturday, November 10, 2012 10 am - 12 noon

Bugs - The Good, the Bad, & the Ugly

Class Fee: \$ 5 RC, Bldg 2300, Classroom
Class limit: 40

To register for a class contact Billie Hammack at

blhammack@ag.tamu.edu

To schedule a class contact

Nancy Curl nl_curl@yahoo.com

**2 hours CEU credit for
Master Gardeners**

2012 Home Horticulture Seminars Texas AgriLife Extension Service

"Native & Adapted Plants"

September 1, 2012 10:00 am-12 Noon
Lonestar A&B

"Landscape Design"

November 3, 2012 1:00 pm-5:00 pm
Lonestar A&B

"Individual Consultations"

December 1, 2012 10:00 am-12 Noon
Lonestar A&B

Please call 817-884-1296 to RSVP for the class.

Classes will be held in the Conference Rooms of the Tarrant County Plaza Building and are open to the public.

Cost of each class is \$15.

Educational programs of the Texas AgriLife Extension Service are open to all public without regard to race, sex, disability, religion, age or national origin.

The Texas A&M University System, U.S. Department of Agriculture and the County Commissioners Courts of Texas Cooperating.

Individuals with disabilities who require an auxiliary aid, service or accommodation in order to participate in any of our meetings are encouraged to contact our office at 817.884.1945 for assistance.

Project Code & Name	Work Days/Times	Project Manager	Phone
301 BRIT Activities	Call Chairman	Kay Yount	817-292-7690
302 BG Perennial Garden	Wed. 8:00 am	Cindy Woelke	817-366-4436
302 BG Children's Garden		Dolores Geisel	817-446-4536
302 BG Trial Garden	Thurs. 8:30-11:30am	Susan Miller semiller@sbcglobal.net	817-261-1420
303 Community and Demo Garden Chair	Bill Vandever, bvandever@sbcglobal.net		817-244-1580
Project Leads			
Community Garden, Tuesdays			
Barn Beds	Charlotte Berck, caberck@dot11net.		817-426-6417
Compost & Rainwater Harvesting			
Community Vegetable Beds	Pat Higgins, ragdollpat@sbcglobal.net		817-946-6278
Demonstration and Enabling Beds	Frank Durda, fdurda@hotmail.com		817-292-2270
Education	Nancy Curl, nl_curl@yahoo.com		817-319-1795
Education – TCU	Lance Jepson ljepson@aol.com & Pat Higgins	817-557-6122	817-946-6278
Enabling Garden	Frank Durda, fdurda@hotmail.com		817-292-2270
Greenhouse/Propagation	Claire Alford, caagardner@aol.com		817-481-8861
Herb Garden, Tuesdays	Rita Hottel, rnhottel@att.net		817-295-2883
Hospitality (Cook-outs)	Beverly Beazley, babeazley@tx.rr.com		817-483-7080
Orchard	Renee Beckum, jrbeckum@sbcglobal.net		817-790-8575
Perennial Garden	Ginger Bason & Joann Hahn, gbason@hotmail.com, joannhahn@att.net	817-838-7321	817-923-9250
Plant Sales	Carol Lally & Linda Winn lallyca@sbcglobal.net, mwinnclan@aol.com	817-656-2736	817-581-4486
Potting Shed	Pat Lovejoy, palovejoy@att.net		817-447-7924
Rain Barrel Construction	Claudia Teague, cteague@flash.net		817-444-2247
Rose Garden, Tuesdays	Nan Garvin, garbre@hotmail.com		817-477-2867
304 Thistle Hill	1 st , 3 rd Weds. 8:00 am	Sue Fair	817-266-2514
304 Union Gospel Mission	Mon. 9 am	Gay Larson	817-441-6560
304 Teen Challenge	Wed. 9 am	Debbie Bollinger	817-498-1508
304 Common Ground NRH Community Garden	Wed. & Sat 8:30a-12n	Diane Spradling Sandra Totty	817-431-4666 817-281-7877
304 Six Stones/City of Bedford Community Garden		Annette Lee	214-803-2219
304 The Samaritan House	Tues. 8am-11a	John Pinkerton	682-433-2529
304 JPS Meditation Garden	2nd & 4th Fri. 8:30am	Bernice Ramsbottom	817-485-6631
203 Grapevine Botanic Garden			
Docents	Call Chairman	Rachel Clark, Co-Chair Paula Wilbanks, Co-Chair	817-488-003 817-481-4398
<u>Environmental Projects:</u>			
305 Composting Demo	1st Sat., Veterans Pk, Arlington 2 nd Sat., River Legacy, Arlington	LaVonne Nowlin Charlie Shiner	817-581-1850 817-488-6123
305 FW Library at Hulen St.	3rd Wed. 9 am	Theresa Thomas	817-485-6789
305 SW Sub-Courthouse	2 nd Sat., last Wed. 9 am	Gailon Hardin	817-475-0923
305 Southlake Liberty Garden	Call Chairman	Wendi Carlucci	817-488-5640
305 Veterans Park-Wildscape	2nd Thurs., 8-11 am Wed. 8am-11am	Molly Hollar	817-319-6924
305 Bob Jones Nature Center	1st Sat., 8am-11am 3rd, Wednesday, 9 am	Nancy Searl	817-542-3190
<u>School Gardens:</u>			
306 Alice Carlson OLE	Mon. & Thurs. 8:30 am	Sharon Chastain	817-926-2575
306 Fitzgerald OLE	Mon 9:00 am	Leeann Rosenthal	817-237-7180
306 Heritage School OLE	Mon. 8-10am	Pam Braak & Harold Annis	817-488-5665 817-481-6242



Important Websites to Know!

Our local TCMGA website:	http://www.tarrantmg.org/
State MG Website and TMG news:	http://www.texasmastergardeners.com
State Newsletter:	http://www.tmgnewsletter.org
Our RC Demo Garden Website:	http://www.localharvest.org/member/M27123
Native Plant Society of Texas	http://npsot.org
Aggie Horticulture:	http://aggie-horticulture.tamu.edu
Earthkind:	http://aggie-horticulture.tamu.edu/earthkind
Texas Superstars:	http://texassuperstar.com
Fort Worth Botanic Garden:	http://fwbg.org
Wildscape:	http://thewildscape.org
Botanical Research Institute of Texas:	http://www.brit.org

Educational programs of Texas AgriLife Extension Service are open to all people without regard to race, color, sex, disability, religion, age, or national origin. The Texas A&M University System, U.S. Department of Agriculture, and the County Commissioners Courts of Texas Cooperating.

Individuals with disabilities who require an auxiliary aid, service, or accommodation in order to participate in any of our meetings are encouraged to contact our office at 817.884.1945 for assistance.

